

# LLHB4 SERIES Industrial Lighting

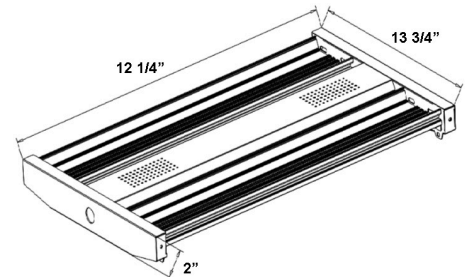
LLHB4-50W-40K-D-SR  
LLHB4-50W-50K-D-SR  
SPEC SERIES 4TH GENERATION OF LINEAR HIGH BAYS - SENSOR READY

**WESTGATE**  
THE FUTURE IS HERE...AND IT'S QUITE BRIGHT!

Customer Name: \_\_\_\_\_

Project Name: \_\_\_\_\_

Note: \_\_\_\_\_ | Type: \_\_\_\_\_



12 1/4" (L) X 13 3/4" (W) X 2" (H)

Ideal for replacement of conventional lighting systems such as HID and fluorescent. Applications include manufacturing warehousing and other large indoor spaces with mounting heights from 10ft. to 40ft. the fixture can be surface mounted also.

## Features

- High quality LED Chips To Provide High Efficiency, Heat Dissipation
- Stability, and Lumen Maintenance.
- Polycarbonate Lens, High Flame Retardant Point
- Pre-installed single-pin Audio Jack Socket for Motion Sensors; See Accessories
- 50,000 Hours Rated Life
- 5-Year Warranty

## Technical Specifications

### Electrical:

- Voltage: 120~277VAC/50~60 Hz
- Wattage: 50W
- Power Factor: >0.95
- Efficacy: 155 LPW

### Mechanical:

- Pre-installed single-pin Audio Jack Socket for Motion Sensors; See Accessories
- Surge Protector
- Steel Housing
- Steel Thickness: 24 Gauge
- Unprecedented Quality.
- Aluminum LED board
- Operating Temperature: -4°F ~ 113°F
- Suitable For Damp Locations

### Lighting:

- Dimming: 0~10V dimmable
- Lens: Polycarbonate Lens
- Total Lumens: 7750LM (Per industry standards, Lumens are Reported Without Frosted Lens)
- Color temperatures: 4000K and 5000K
- Color rendering Index: >80
- Wide Beam Angle
- LED SMD Type: Edison 2835

### Applications:

- Warehouse
- Manufacturing Plants Distribution Centers
- Industrial Commercial
- Grocery Stores Gymnasiums

### Other Models:

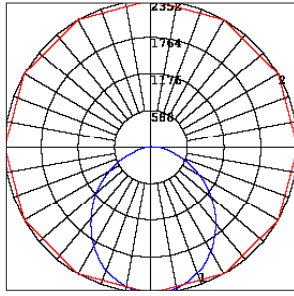
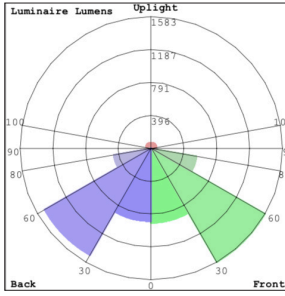
- 100W | 15500LM | LLHB4-100W-40K-D
- 150W | 23250LM | LLHB4-150W-40K-D
- 200W | 31000LM | LLHB4-200W-40K-D
- 300W | 46500LM | LLHB4-300W-40K-D
- 100W | 15500LM | LLHB4-100W-50K-D
- 150W | 23250LM | LLHB4-150W-50K-D
- 200W | 31000LM | LLHB4-200W-50K-D
- 300W | 46500LM | LLHB4-300W-50K-D



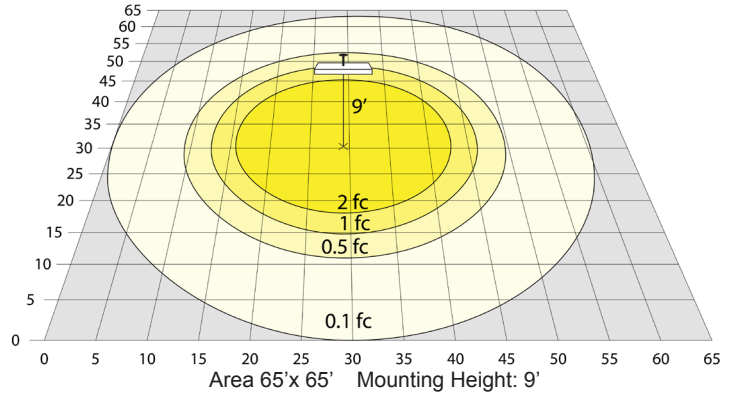
Phone: (877) 805-2252 | Fax: (877) 805-2252  
www.westgatemfg.com



## Photometrics: LLHB4-50W-D



BUG Rating: B2-U3-G1



## Other Views:



Front View



Side View



Back View

## Performance Table: LLHB4-50W-D-SR

MODEL NO.	Wattage	Voltage	Lumens	Color Temp.	BUG Rating	LPW
LLHB4-50W-40K-D-SR	50W	120~277V	7750LM	4000K	B2-U3-G1	155
LLHB4-50W-50K-D-SR				5000K		

## Sample Ordering

Model Wattage Color Temp. Dimming Sensor

LLHB4 - 50W - [ ] - D - SR

40K = 4000K  
50K = 5000K

## Accessory Options

[ ]

SCL-GSY10 = HEAVY-DUTY ADJUSTABLE 10FT. 1/16" SUSPENSION KIT WITH Y-CONNECTOR & LOOP GRIPPER & HOOKS  
SCL-GSY20 = HEAVY-DUTY ADJUSTABLE 20FT. 1/16" SUSPENSION KIT WITH Y-CONNECTOR & LOOP GRIPPER & HOOKS  
LLHB4-RODKIT = OPTIONAL ROD KIT, 3-1/4" DIA. X 40" H  
LLHB4-SMK = SURFACE MOUNTING OPTION  
OPT-LLHB-ULM-2FT-20W = 2FT UPLIGHT MODULE, 20W 150W & ABOVE  
OPT-LLHB-ULM-2FT-40W = 2FT UPLIGHT MODULE, 40W 150W & ABOVE

## Factory-Installed Options

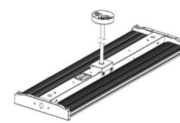
[ ]

Blank = No Option  
WEC-3PR-78-AJ-WH =PIR SENSOR 1-PIN AUDIO JACK CONTACT 600W 40FT 120-277V 0-10V BI-LEVEL & RC (OPTIONAL RC WEC-3RC)  
WEC-3PBT-78-AJ-WH =PIR SENSOR 1-PIN AUDIO JACK CONTACT 600W 40FT 120-277V 0-10V BI-LEVEL BLUETOOTH APP READY  
OPT-EM-HB4EXT = EXTERNAL EMERGENCY BATTERY BACKUP  
OPT-FWH-63 = 6FT 3-WIRE WHIP  
OPT-FWH-65 = 6FT 5-WIRE WHIP  
OPT-FWH-66 = 6FT 6-WIRE WHIP  
OPT-HBC-125TL-WH = 8FT, 15A, 125V, WHITE  
OPT-HBC-277TL-WH = 8FT, 15A, 277V, WHITE  
OPT-HBC-125SB-WH = 10FT, 15A, 125V, 18/3STR, WHT

## OPTIONAL ACCESSORIES



SCL-GSY10  
SCL-GSY20



LLHB4-RODKIT  
(Fixture Shown with LLHB4-RODKIT)



LLHB4-SMK  
(Fixture Shown with LLHB4-SMK)

## EMERGENCY BATTERY BACKUP AND SENSOR OPTIONS



OPT-EM-HB4EXT



WEC-3PR-78-AJ-WH

